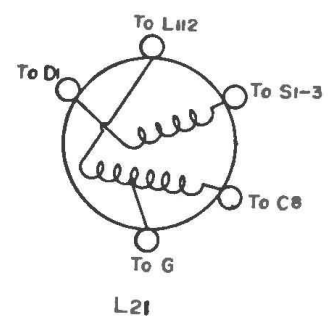
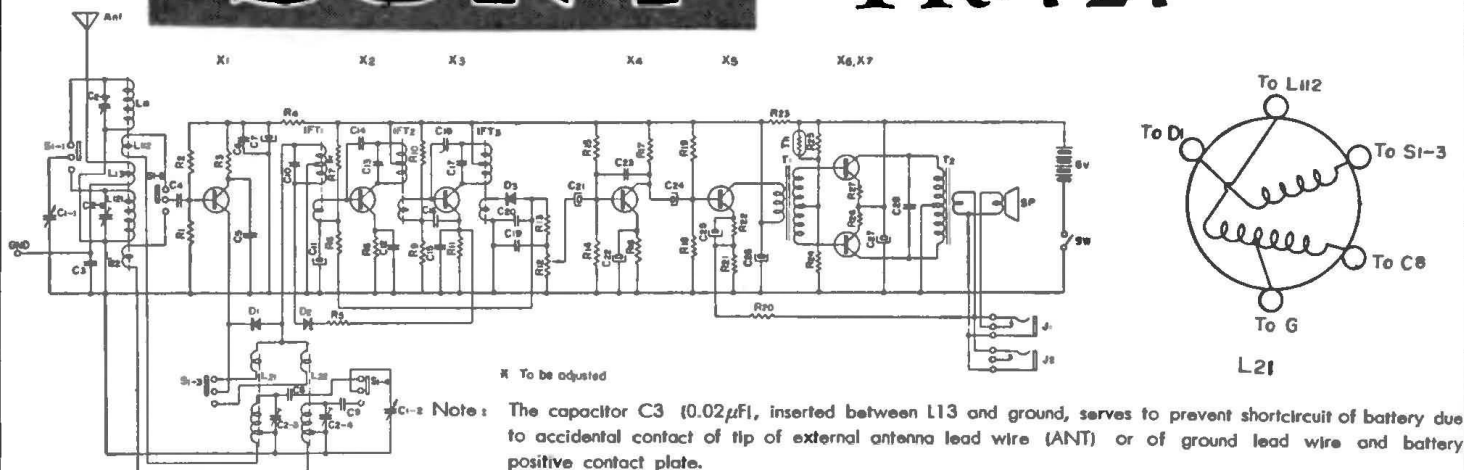


VOLUME R-24, MOST-OFTEN-NEEDED 1964 RADIO SERVICING INFORMATION

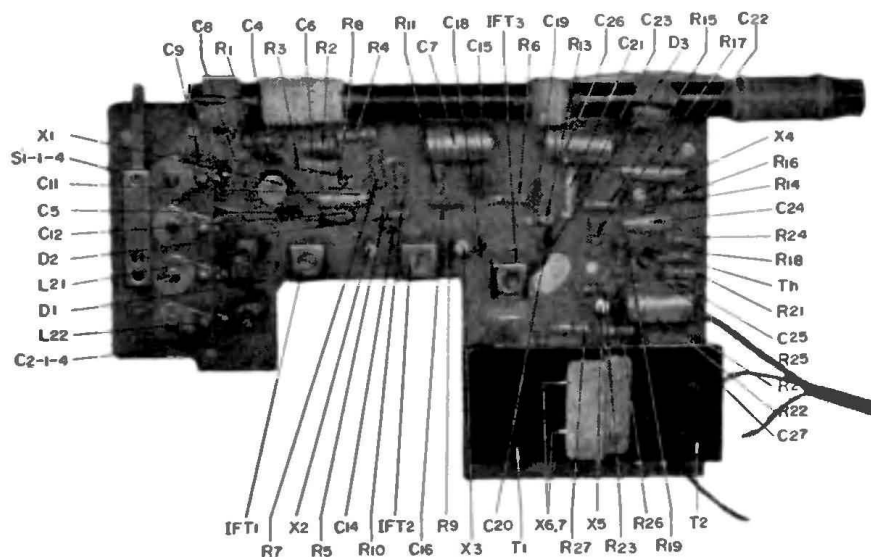
SONY TR-727



Frequency Coverage: MW 535 Kc—1,605 Kc
SW 3.9 Mc—12 Mc

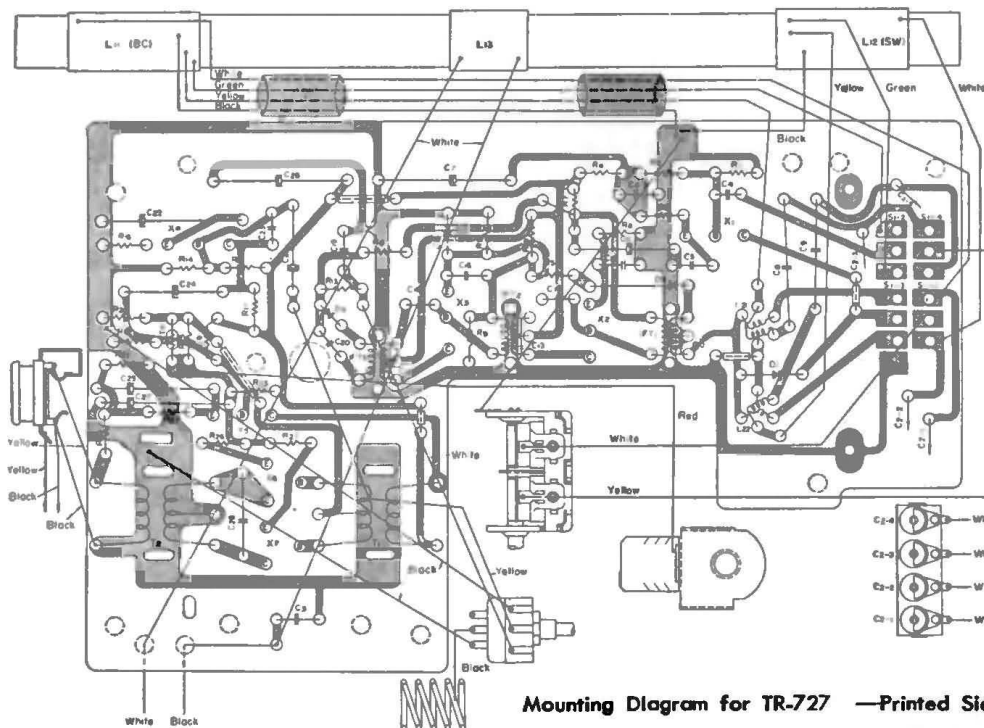
IF Frequency: 455 Kc

Mounting Diagram for TR-727 —Mounted Side—



Electronic Parts List for TR-727

Parts No.	Symbol	Description
1-401-118-00	L ₁₁ , L ₁₂ , L ₁₃	Ferrite Bar Antenna
1-405-003-01	L ₂₁	MW, Oscillator Coil
1-405-004-01	L ₂₂	SW, Oscillator Coil
1-513-086-00	S ₁ -1-4	Band Setting Switch
1-403-034-00	IFT ₁	IF Transformer
1-403-035-00	IFT ₂	"
1-403-036-00	IFT ₃	"
1-423-043-00	T ₁	Driving Transformer
1-427-061-00	T ₂	Output Transformer
1-507-030-20	J ₁ , J ₂	Twine Earphone Jack
1-502-063-00	SP	Speaker, 8Ω
	X ₁	Transistor 2SA70
	X ₂	" 2SC769
	X ₃	" 2SC768
	X ₄	" 2SD651
	X ₅	" 2SD650
	X ₆	" 258513
	X ₇	" 258513
	D ₁	Diode 1T26G
	D ₂	" 1T29G
	D ₃	Diode 1T23G
	Th	Thermistor S-90
1-203-130-00	R ₁	Carbon Resistor
		18 KΩ RD 1/4L ± 5%
1-203-058-00	R ₂	" 3.3 KΩ "
1-203-049-00	R ₃	" 2.2 KΩ "
1-203-049-00	R ₄	" 2.2 KΩ "
1-203-031-00	R ₅	" 1 KΩ "
1-203-065-00	R ₆	" 5.6 KΩ "
1-203-583-00	R ₇ ^a	" 64 KΩ "
1-203-026-00	R ₈	" 470Ω "
1-203-058-00	R ₉	" 3.3 KΩ "
1-203-129-00	R ₁₀	" 27 KΩ "
1-203-026-00	R ₁₁	" 330Ω "
1-221-231-00	R ₁₂	Potentiometer 5 KΩ
1-203-026-00	R ₁₃	Carbon Resistor
		470Ω RD 1/4L ± 5%
1-203-065-00	R ₁₄	" 5.6 KΩ "
1-203-130-00	R ₁₅	" 18 KΩ "
1-203-031-00	R ₁₆	" 1 KΩ "
1-203-058-00	R ₁₇	Carbon Resistor
		3.3 KΩ RD 1/4L ± 5%
1-203-058-00	R ₁₈	" 3.3 KΩ "
1-203-045-00	R ₁₉	" 5.6 KΩ "
1-203-011-00	R ₂₀	" 100Ω "
1-203-001-00	R ₂₁	" 5.1Ω "
1-203-018-00	R ₂₂	" 220Ω "
1-203-011-00	R ₂₃	" 100Ω "
1-203-049-00	R ₂₄	" 2.2 KΩ "
1-203-011-00	R ₂₅	" 100Ω "
1-203-584-00	R ₂₆	" 30Ω "
1-203-584-00	R ₂₇	" 30Ω "
1-131-057-00	C ₁	Tuning Capacitor 2 Gang
1-141-109-00	C ₂	Trimmer Capacitor 4 Unit
1-101-073-00	C ₃	Ceramic Capacitor 0.02µF ± 5%
1-101-072-00	C ₄	" 0.01µF "
1-101-098-00	C ₅	" 0.005µF "
1-101-072-00	C ₆	" 0.01µF "
1-119-010	C ₇	Electrolytic Capacitor 100µF 6V
1-103-046	C ₈	Styrol Capacitor 370pF ± 5%
1-103-038	C ₉	Styrol Capacitor 3000pF ± 5%
	C ₁₀	" 180pF built in IFT ₁
1-119-001	C ₁₁	Electrolytic Capacitor 10µF 3V
1-101-073-00	C ₁₂	Ceramic Capacitor 0.02µF ± 5%
	C ₁₃	" 180pF built in IFT ₂
1-101-046-00	C ₁₄	" 2pF ± 0.5pF "
1-101-073-00	C ₁₅	" 0.02µF ± 5% "
1-101-073-00	C ₁₆	" 0.02µF "
1-101-044-00	C ₁₇	" 180pF built in IFT ₃
1-101-073-00	C ₁₈	" 2pF ± 0.5pF "
1-101-073-00	C ₁₉	" 0.02µF ± 5% "
1-101-073-00	C ₂₀	" 0.02µF "
1-119-001	C ₂₁	Electrolytic Capacitor 10µF 3V
1-119-007	C ₂₂	" 30µF 3V
1-101-098-00	C ₂₃	Ceramic Capacitor 0.005µF ± 5%
1-119-001	C ₂₄	Electrolytic Capacitor 10µF 3V
1-119-007	C ₂₅	" 30µF 3V
1-119-010	C ₂₆	" 100µF 6V
1-119-010	C ₂₇	" 100µF 6V
1-103-097-00	C ₂₈	Mylar Capacitor 0.3µF



Mounting Diagram for TR-727 —Printed Side—